



# DATA SHEET STEAM TRAP THERMODYNAMIC UPT-55 | UPT-60



Designed with a universal connector attached, the UPT makes it possible to remove the steam trap without the need for intervention in the pipeline. Two screws secure the steam trap to the connector block which, in turn, remains installed in the pipeline without the need for flanges or fittings. To remove the steam trap, the respective pipe section must be blocked and depressurized. Ideal for draining condensate in saturated steam distribution lines up to 42 bar pressure.

Available in versions with filter - UPT 60, and also without filter - UPT 55.

## OPERATION CONDITIONS:

- » Maximum operating pressure: 42 bar @ 252°C;
- » Minimum operating pressure: 0.25 bar(g);
- » Maximum back pressure: 80% of the operating pressure;
- » Maximum temperature: 450°C.

## DIAMETERS AND CONNECTIONS:

- » Steam Trap: Universal type;
- » Connector Block: DN 1/2" and 3/4", NPT and BSP thread connections.

## ACCESSORIES:

- » Built-in filter.

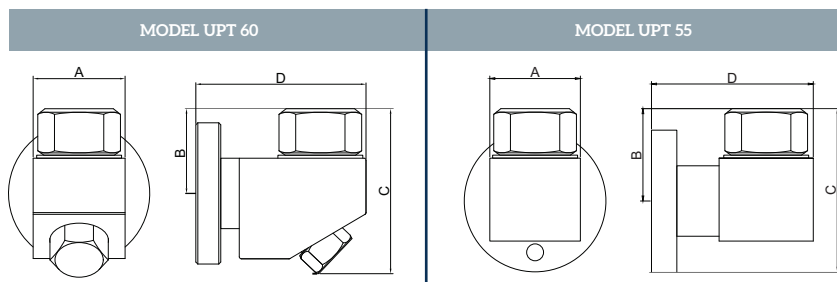


### SUGGESTED DESCRIPTION:

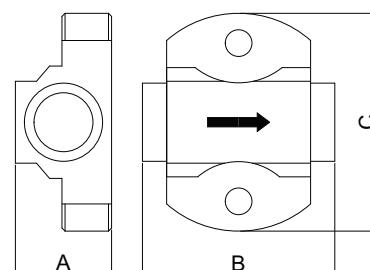
Thermodynamic steam trap with universal connector UPT-55 | UPT-60

## MEASURES:

TYPE	STEAM TRAP DIMENSIONS				WEIGHT (KG)
	A	B	C	D	
UPT55	46	46	80	68	1,25
UPT60	46	41	83	85	1,56



DN	CONNECTOR BLOCK DIMENSIONS			WEIGHT (KG)
	A	B	C	
1/2"	31	62	70	0,43
3/4"	37	62	70	0,55



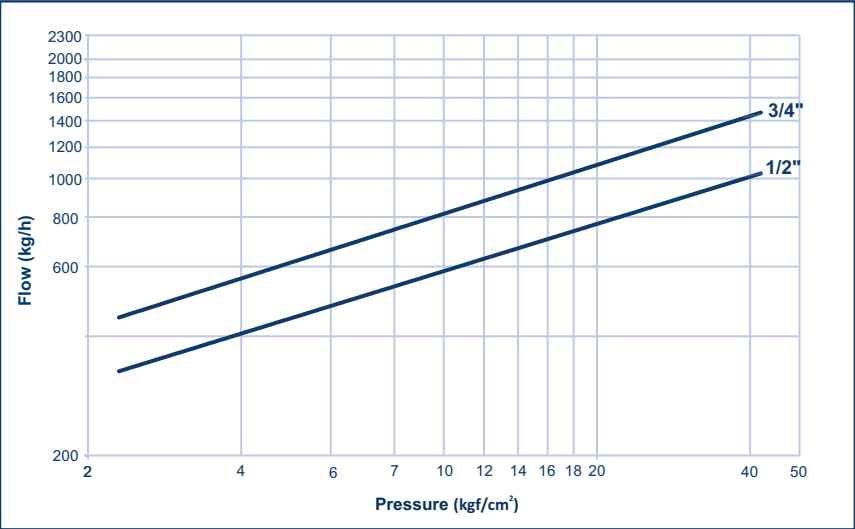


# DATA SHEET STEAM TRAP

## THERMODYNAMIC UPT-55 | UPT-60



### FLOW CAPACITY



### MATERIAL:

ITEM	DESCRIPTION	MATERIAL
1	Cap	Stainless steel AISI 420
2	Disc	Stainless steel AISI 420
3	Body	Stainless steel AISI 420 with hardened seat
4	Gaskets	Spirometallic
5	Connector block	Stainless steel AISI 420
6	Screws	Stainless steel

